

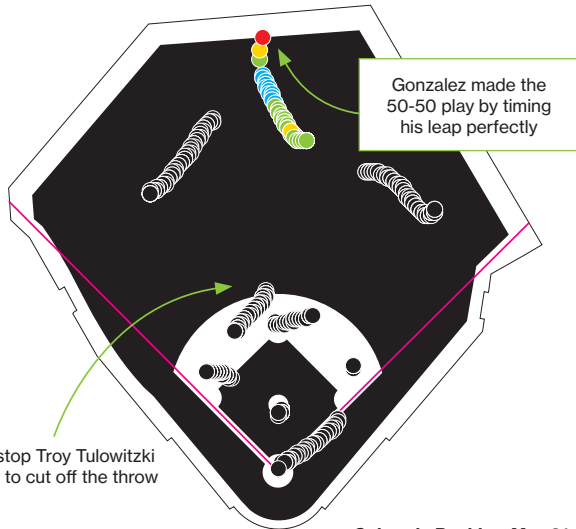
Caught in the Act

Sportvision's Fieldf/x system tracks every player on the field and logs their movements some 20 times per second. Last summer, the company invited a handful of analysts to dig into the data gathered so far from Giants' games at AT&T Park in San Francisco. Jeremy Greenhouse, a 22-year-old Tufts University graduate (who has since been hired by Bloomberg Sports), presented color-coded illustrations of a fielder's probability of making a catch every step along the way. Adaptations are presented here.

Probability of making the catch:
 ● 0-20% ● 20%-40% ● 40%-60% ● 60%-80% ● 80+%
 ● Not calculated

Good Catch, Great Timing

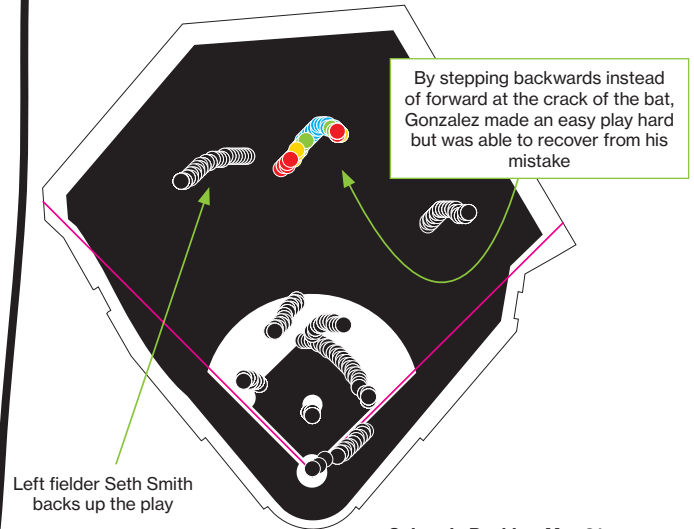
Rockies center fielder Carlos Gonzalez makes a running catch on a ball hit to the wall by Bengie Molina



vs. Colorado Rockies, May 31
Carlos Gonzalez
 Hang time: **5.3 seconds**
 Distance to catch: **35.8 yards**

Good Catch, Bad Route

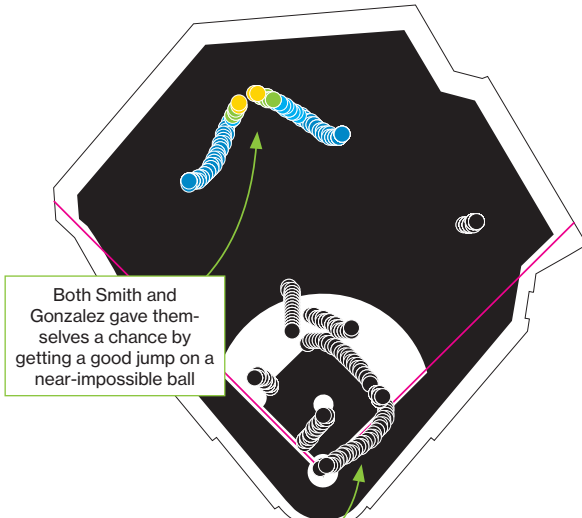
Gonzalez makes a catch on a pop fly off the bat of Juan Uribe



vs. Colorado Rockies, May 31
Carlos Gonzalez
 Hang time: **4.4 seconds**
 Distance to catch: **21.6 yards**

No Catch, Good Plays

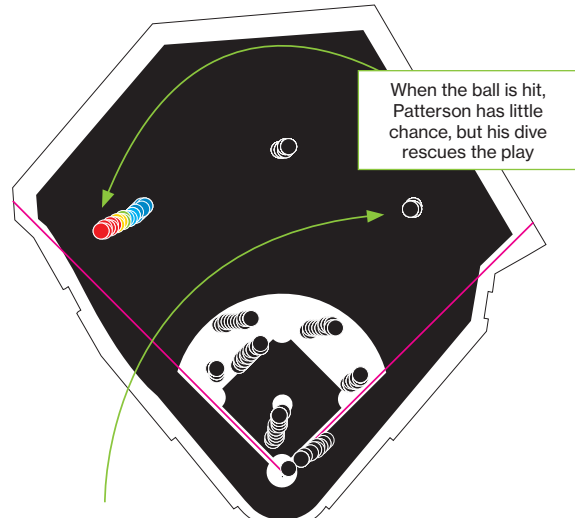
Pablo Sandoval smashes a ball into the left-field gap that neither the Rockies Seth Smith nor Gonzalez are able to reach



vs. Colorado Rockies, June 2
Carlos Gonzalez & Seth Smith
 Hang time: **4.8 seconds**
 Distance to catch: **30.6/29.5 yards**

Great Catch, Great Dive

Orioles left fielder Corey Patterson makes a diving catch on a ball hit down the line by Nate Schierholtz



vs. Baltimore Orioles, June 16
Corey Patterson
 Hang time: **3.1 seconds**
 Distance to catch: **16.6 yards**